



Standard Test Method for Determining the Percentage of Fractured Particles in Coarse Aggregate¹

This standard is issued under the fixed designation D 5821; the number immediately following the designation indicates the year of original adoption or, in the case of revision, the year of last revision. A number in parentheses indicates the year of last reappraisal. A superscript epsilon (ϵ) indicates an editorial change since the last revision or reappraisal.

1. Scope

1.1 This test method covers the determination of the percentage, by mass or by count, of a coarse aggregate sample that consists of fractured particles meeting specified requirements.

1.2 The values stated in SI units are to be regarded as the standard. The values in parentheses are provided for information only.

1.3 *This standard does not purport to address all of the safety concerns, if any, associated with its use. It is the responsibility of the user of this standard to establish appropriate safety and health practices and determine the applicability of regulatory limitations prior to use.*

2. Referenced Documents

2.1 ASTM Standards:

C 136 Test Method for Sieve Analysis of Fine and Coarse Aggregates²

C 702 Practice for Reducing Field Samples of Aggregate to Testing Size²

D 8 Terminology Relating to Materials for Roads and Pavements³

D 75 Practice for Sampling Aggregates³

E 11 Specification for Wire-Cloth Sieves for Testing Purposes⁴

3. Terminology

3.1 Definitions:

3.1.1 *fractured face, n*—an angular, rough, or broken surface of an aggregate particle created by crushing, by other artificial means, or by nature (see Terminology D 8).

3.1.1.1 *Discussion*—for this standard, a face will be considered a “fractured face” only if it has a projected area at least as large as one quarter of the maximum projected area (maximum cross-sectional area) of the particle (this excludes small nicks, see Fig. 1) and the face has sharp or slightly blunt edges.

¹ This test method is under the jurisdiction of ASTM Committee D04 on Road and Paving Materials and is the direct responsibility of Subcommittee D04.51 on Aggregate Tests.

Current edition approved Aug. 10, 2001. Published October 2001. Originally published as D 5821 - 95. Last previous edition D 5821 - 95.

² *Annual Book of ASTM Standards*, Vol 04.02.

³ *Annual Book of ASTM Standards*, Vol 04.03.

⁴ *Annual Book of ASTM Standards*, Vol 14.02.

3.1.2 *fractured particle, n*—a particle of aggregate having at least the minimum number of fractured faces specified (usually one or two).

4. Significance and Use

4.1 Some specifications contain requirements relating to percentage of fractured particles in coarse aggregates. One purpose of such requirements is to maximize shear strength by increasing inter-particle friction in either bound or unbound aggregate mixtures. Another purpose is to provide stability for surface treatment aggregates and to provide increased friction and texture for aggregates used in pavement surface courses. This test method provides a standard procedure for determining the acceptability of coarse aggregate with respect to such requirements.

4.2 Specifications differ as to the number of fractured faces required on a fractured particle, and they also differ as to whether percentage by mass or percentage by particle count shall be used. If the specification does not specify, use the criterion of at least one fractured face and calculate percentage by mass.

5. Apparatus

5.1 *Balance*—A balance or scale accurate and readable to within 0.1 % of the test sample mass at any point within the range of use.

5.2 *Sieves*—Sieves conforming to Specification E 11.

5.3 *Splitter*—A sample splitter suitable for dividing field samples into test portion sizes in accordance with Practice C 702.

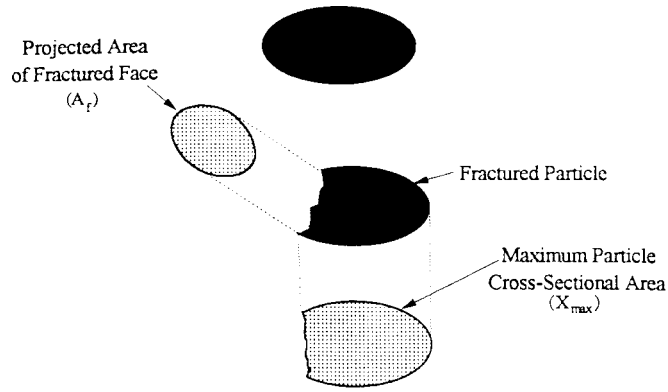
5.4 *Spatula*—A spatula or similar tool to aid in sorting aggregate particles.

6. Sampling

6.1 Sample the aggregate in accordance with Practice D 75.

7. Sample Preparation

7.1 Dry the sample sufficiently to obtain a clean separation of fine and coarse material in the sieving operation. Sieve the sample over the 4.75-mm (No. 4) sieve, or other specified sieve for retaining material for this test, in accordance with Test Method C 136 and then reduce the portion retained on the sieve using a splitter in accordance with Practice C 702 to appropriate size for test.



A face will be considered a "Fractured Face" only if it has : $A_f \geq 0.25 X_{max}$

FIG. 1 Schematic of a Fractured Particle with One Fractured Face

7.2 The mass of the test sample shall be at least large enough so that the largest particle is not more than 1 % of the sample mass; or the test sample shall be at least as large as indicated below, whichever is smaller:

Nominal Maximum Size Square Openings, mm (in.)	Minimum Test Sample Mass, g (Approx. lb)
9.5 (3/8)	200 (0.5)
12.5 (1/2)	500 (1)
19.0 (3/4)	1500 (3)
25.0 (1)	3000 (6.5)
37.5 (1 1/2)	7500 (16.5)
50.0 (2)	15 000 (33)
63.0 (2 1/2)	30 000 (66)
75.0 (3)	60 000 (132)
90.0 (3 1/2)	90 000 (198)

7.3 For aggregate with a nominal maximum size of 19.0 mm (3/4 in.) or larger, where the fracture particle content is to be determined for material retained on the 4.75-mm (No. 4) or smaller sieve, the test sample may be separated on the 9.5-mm (3/8-in.) sieve. The portion passing the 9.5-mm (3/8-in.) sieve may then be further reduced, in accordance with Practice C 702, to a minimum of 200 g (0.5 lb). This will reduce the

number of particles to be separated during the procedure. In this case, percent fractured particles is determined on each portion; and a weighted average percentage of fractured particles is calculated based on the mass of each of the portions to reflect the total percentage of fractured particles in the entire sample.

8. Procedure

8.1 Wash the sample over the sieve designated for determination of fractured particles to remove any remaining fine material, and dry to constant mass. Determine the mass of the test sample, and any subsequent determinations of mass, to the nearest 0.1 % of the original dry sample mass.

8.2 Spread the dried test sample on a clean flat surface large enough to permit careful inspection of each particle. To verify that a particle meets the fracture criteria, hold the aggregate particle so that the face is viewed directly. If the face constitutes at least one quarter of the maximum cross-sectional area of the rock particle, consider it a fractured face.

8.3 Using the spatula or similar tool separate into two categories: (1) fractured particles based on whether the particle




FIG. 2 Fractured Particle (Sharp Edges, Rough Surfaces)

has the required number of fractured faces, and (2) particles not meeting the specified criteria. Use Figs. 2-7 to aid in this determination. Be aware that some of the particles in Figs. 2-4 do show more than one fractured face. If the required number of fractured faces is not given in the applicable specifications, the determination will be made on the basis of a minimum of one fractured face.

8.4 Determine the mass or count of particles in the fractured particle category and the mass or count of the particles not meeting the specified fracture criteria. Use mass to calculate percent fractured particles unless percentage by particle count is specified.

8.5 If more than one number of fractured faces is specified (for example, 70 % with one or more fractured faces and 40 % with two or more fractured faces), repeat the procedure on the same sample for each requirement.

9. Report

9.1 Report the mass percentage or count percentage of

particles with the specified number(s) of fractured faces to the nearest 1 % in accordance with the following:

$$P = [F/(F + N)] \times 100 \tag{1}$$

where:

- P* = percentage of particles with the specified number of fractured faces,
- F* = mass or count of fractured particles with at least the specified number of fractured faces, and
- N* = mass or count of particles in the non-fractured category not meeting the fractured particle criteria.

9.2 Report the specified fracture criteria against which the sample was evaluated.

9.3 Report the total mass in grams of the coarse aggregate sample tested.

9.4 Report the sieve on which the test sample was retained at the start of the test.

9.5 Report whether the percentage of fractured particles was determined by mass or by particle count.

10. Precision and Bias

10.1 *Precision*—The Ontario Ministry of Transportation reported that in a formal study of 34 well-trained observers of two samples of partly-fractured gravel (proportion of fractured particles = 76 %) the average standard deviation was found to be 5.2 %. Therefore, the difference in results between two well-trained observers, on samples of the same material should not exceed 14.7 % of their average, nineteen times in twenty.

NOTE 1—When a mixture of trained and untrained observers conducted this test, the average multi-operator standard deviation increased to about 7.6 %.

10.2 *Bias*—This test method has no bias because the values determined can be defined only in terms of the test method.

11. Keywords

11.1 aggregate; crushed aggregate; crushed gravel; crushed particles; fractured faces; fractured particles



FIG. 3 Fractured Particle (Sharp Edges, Smooth Surfaces)

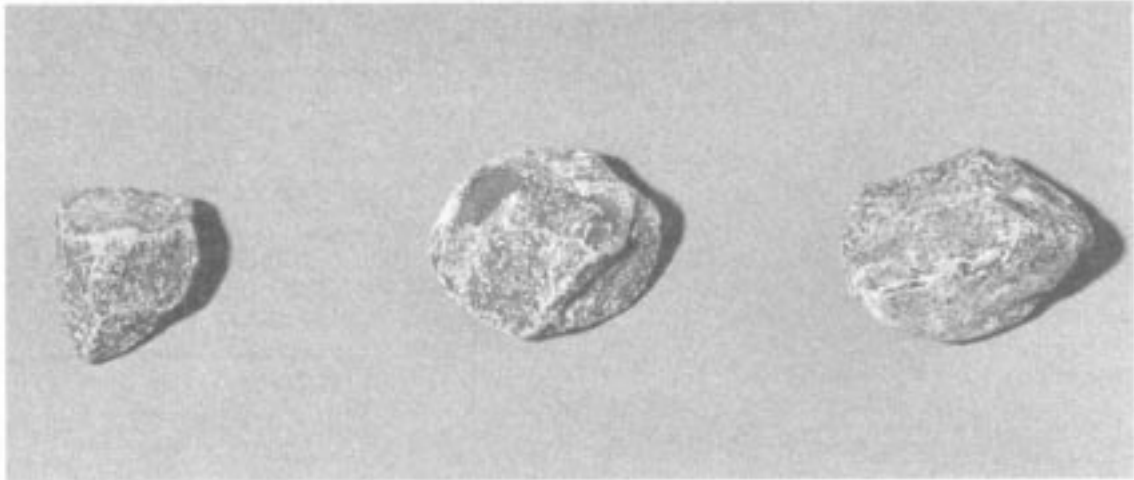


FIG. 4 Fractured Particle (Round Edges, Rough Surfaces)



FIG. 5 Fractured Particle (Center) Flanked by Two Non-Fractured Particles (Chipped Only)




FIG. 6 Non-Fractured Particle (Round Edges, Smooth Surfaces)




FIG. 7 Non-Fractured Particle (Rounded Particles, Smooth Surfaces)

The American Society for Testing and Materials takes no position respecting the validity of any patent rights asserted in connection with any item mentioned in this standard. Users of this standard are expressly advised that determination of the validity of any such patent rights, and the risk of infringement of such rights, are entirely their own responsibility.

This standard is subject to revision at any time by the responsible technical committee and must be reviewed every five years and if not revised, either reapproved or withdrawn. Your comments are invited either for revision of this standard or for additional standards and should be addressed to ASTM Headquarters. Your comments will receive careful consideration at a meeting of the responsible technical committee, which you may attend. If you feel that your comments have not received a fair hearing you should make your views known to the ASTM Committee on Standards, at the address shown below.

This standard is copyrighted by ASTM, 100 Barr Harbor Drive, PO Box C700, West Conshohocken, PA 19428-2959, United States. Individual reprints (single or multiple copies) of this standard may be obtained by contacting ASTM at the above address or at 610-832-9585 (phone), 610-832-9555 (fax), or service@astm.org (e-mail); or through the ASTM website (www.astm.org).